Report on Analysis of Teachers' Feedback on Curriculum Design & Review 2021-2022

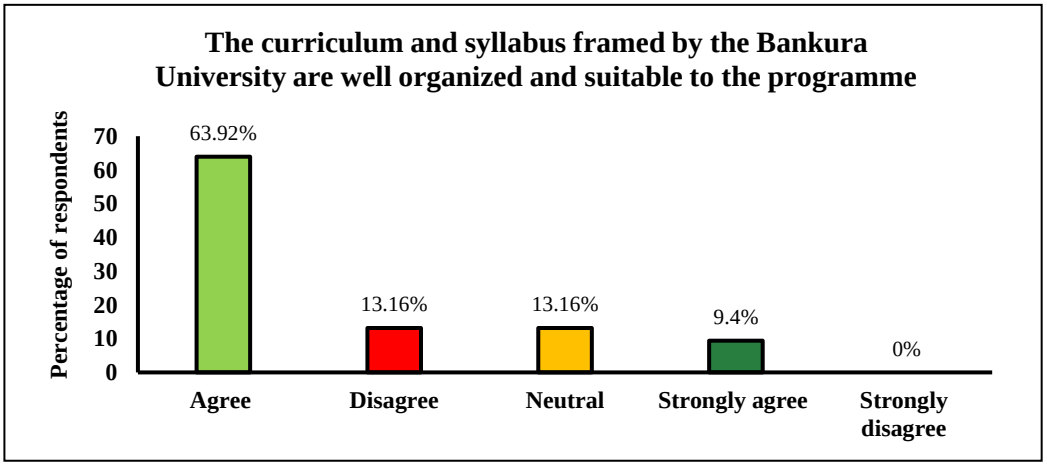

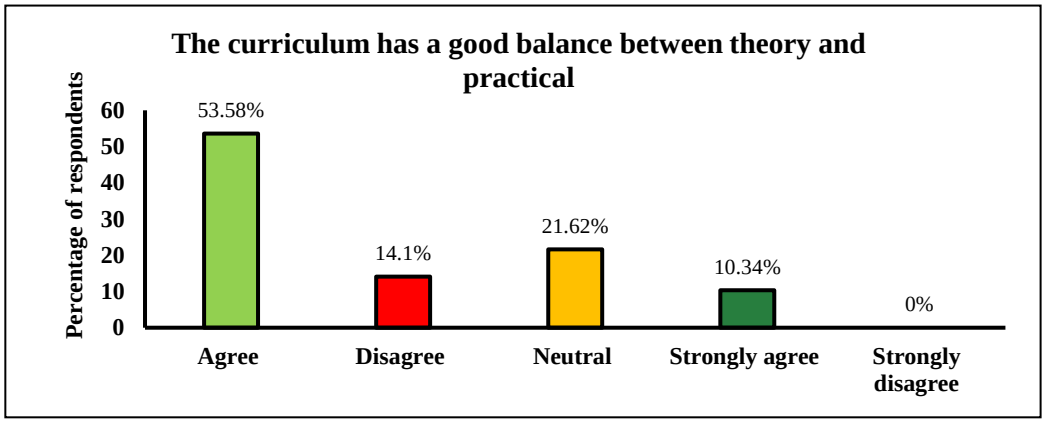

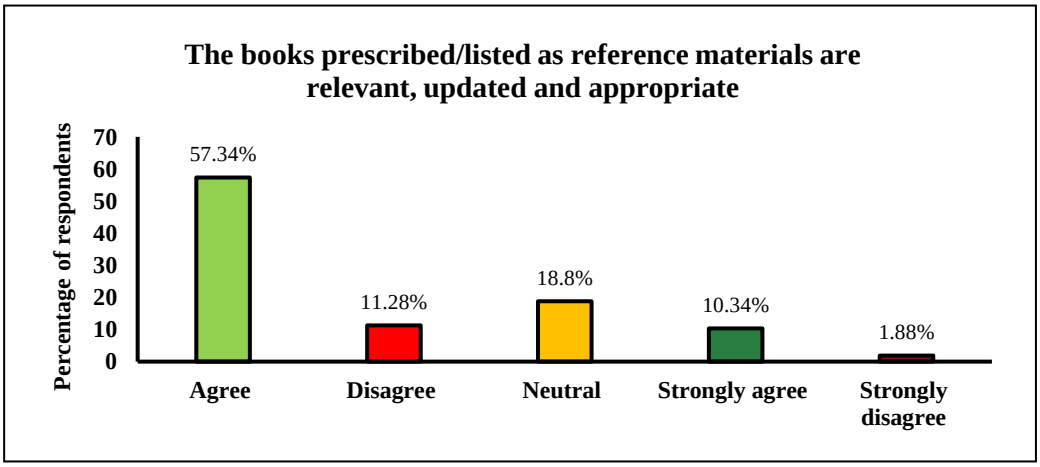

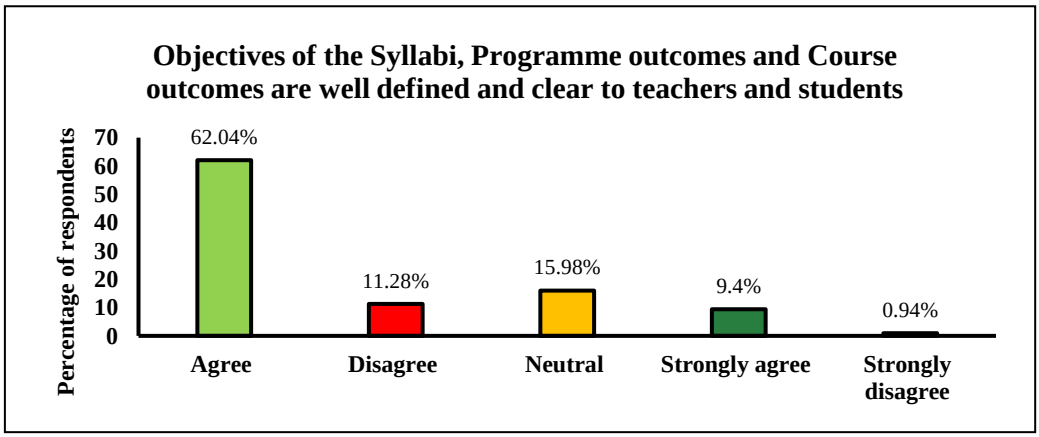

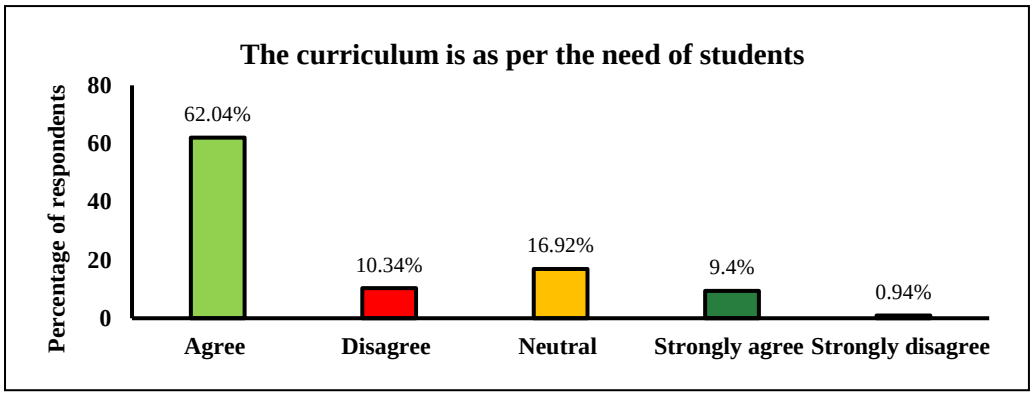
The curriculum is as per the need of students
Percentage of respondents
80
60
40
20
0
62.04%
10.34%
16.92%
9.4%
0.94%
Agree
Disagree
Neutral
Strongly agree
Strongly disagree

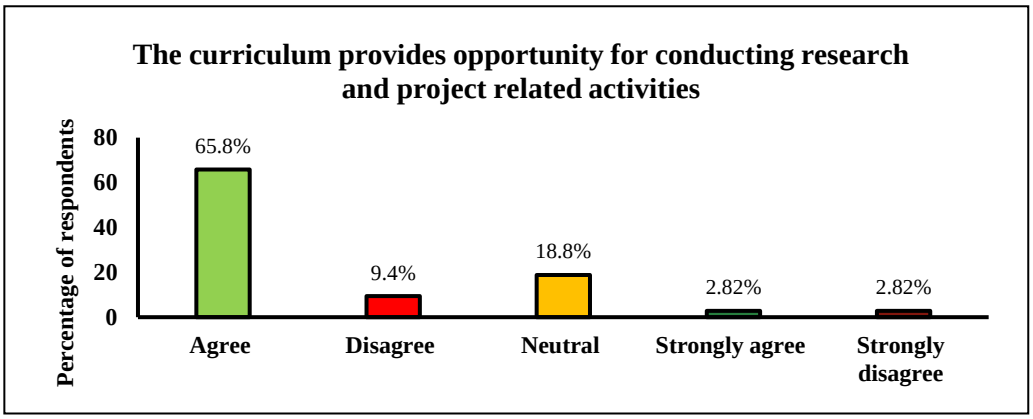
The curriculum provides opportunity for conducting research and project related activities
Percentage of respondents
80
60
40
20
0
65.8%
9.4%
18.8%
2.82%
2.82%
Agree
Disagree
Neutral
Strongly agree
Strongly disagree

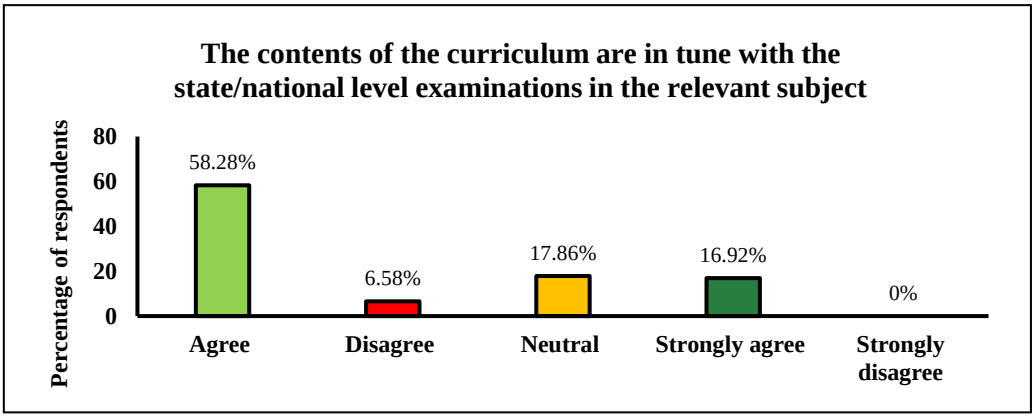
The contents of the curriculum are in tune with the state/national level examinations in the relevant subject
Percentage of respondents
80
60
40
20
0
58.28%
6.58%
17.86%
16.92%
0%
Agree
Disagree
Neutral
Strongly agree
Strongly disagree

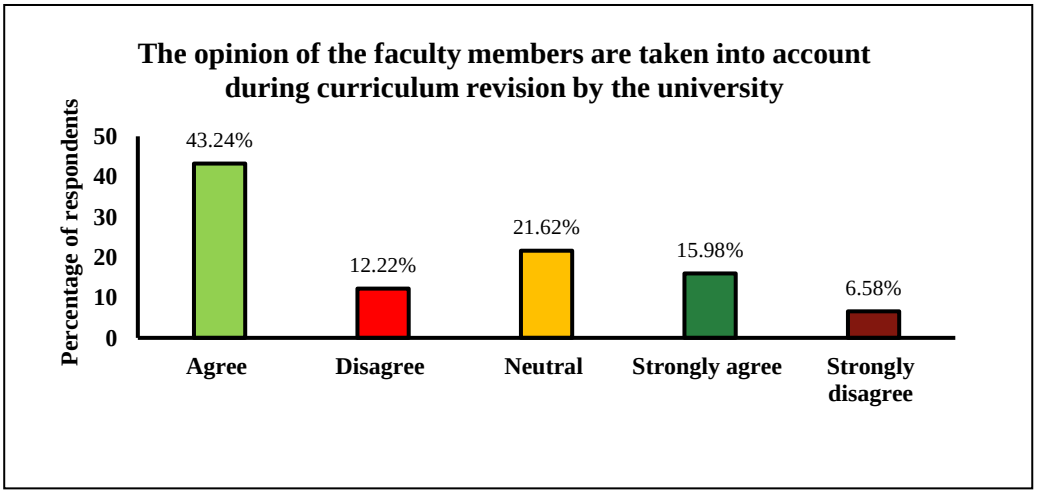
The opinion of the faculty members are taken into account during curriculum revision by the university
Percentage of respondents
50
40
30
20
10
0
43.24%
12.22%
21.62%
15.98%
6.58%
Agree
Disagree
Neutral
Strongly agree
Strongly disagree

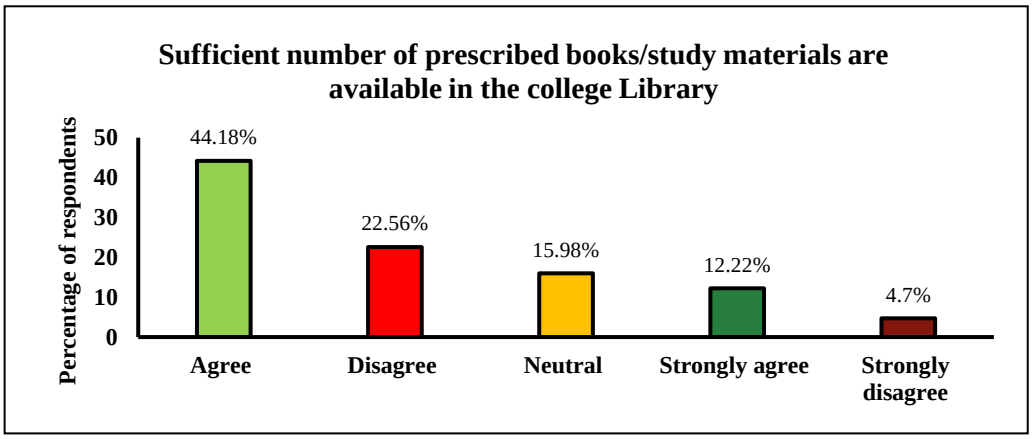
Sufficient number of prescribed books/study materials are available in the college Library
Percentage of respondents
50
40
30
20
10
0
44.18%
22.56%
15.98%
12.22%
4.7%
Agree
Disagree
Neutral
Strongly agree
Strongly disagree

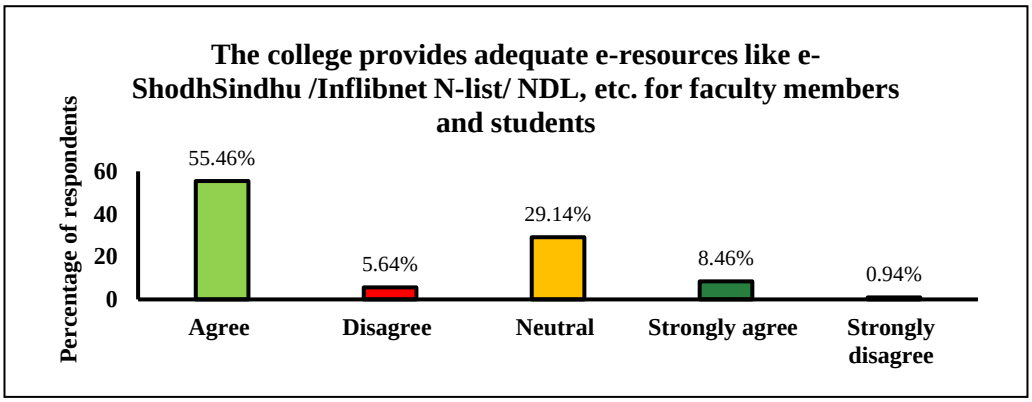
The college provides adequate e-resources like e-ShodhSindhu /Inflibnet N-list/ NDL, etc. for faculty members and students
Percentage of respondents
60
40
20
0
55.46%
5.64%
29.14%
8.46%
0.94%
Agree
Disagree
Neutral
Strongly agree
Strongly disagree

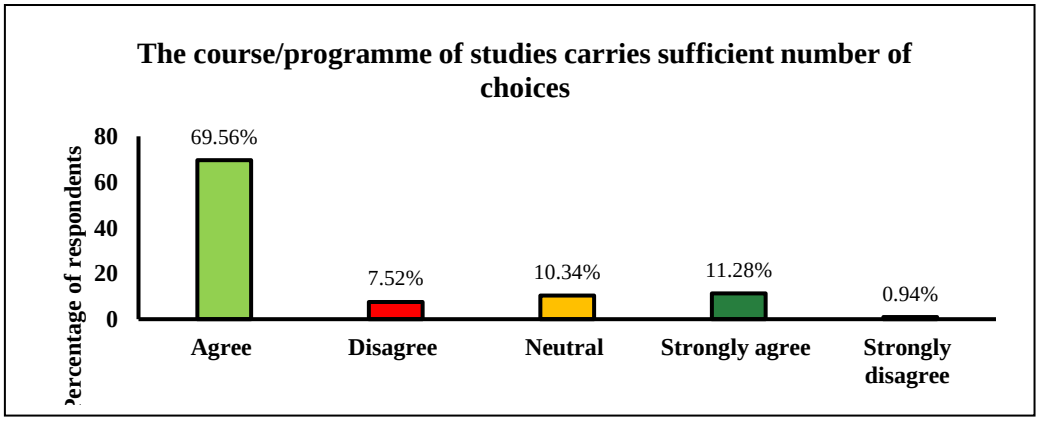
The course/programme of studies carries sufficient number of choices
80
60
40
20
0
69.56%
7.52%
10.34%
11.28%
0.94%
Agree
Disagree
Neutral
Strongly agree
Strongly disagree

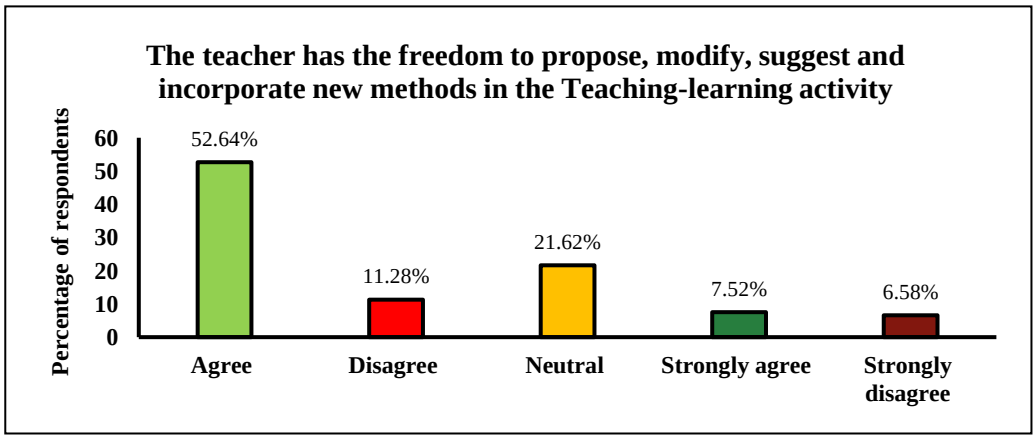
The teacher has the freedom to propose, modify, suggest and incorporate new methods in the Teaching-learning activity
Percentage of respondents
60
50
40
30
20
10
0
52.64%
11.28%
21.62%
7.52%
6.58%
Agree
Disagree
Neutral
Strongly agree
Strongly disagree

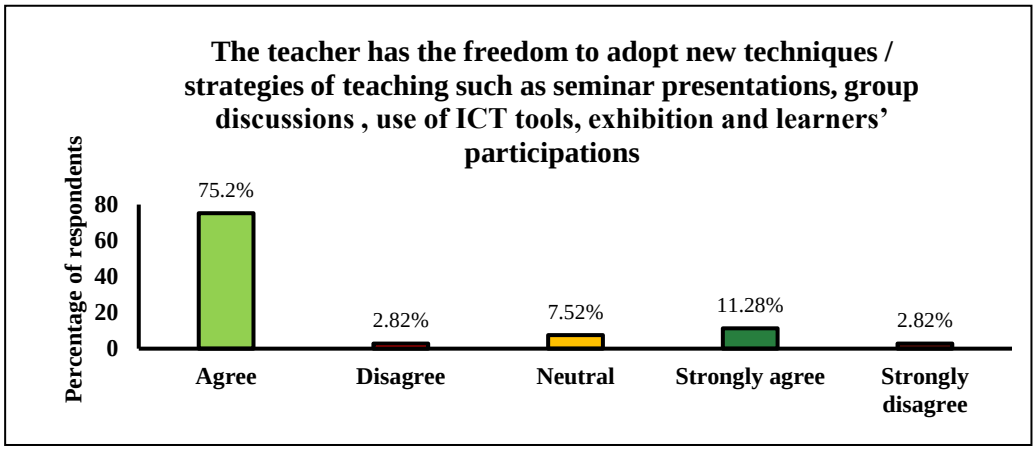
The teacher has the freedom to adopt new techniques / strategies of teaching such as seminar presentations, group discussions , use of ICT tools, exhibition and learners' participations
Percentage of respondents
80
60
40
20
0
75.2%
2.82%
7.52%
11.28%
2.82%
Agree
Disagree
Neutral
Strongly agree
Strongly disagree

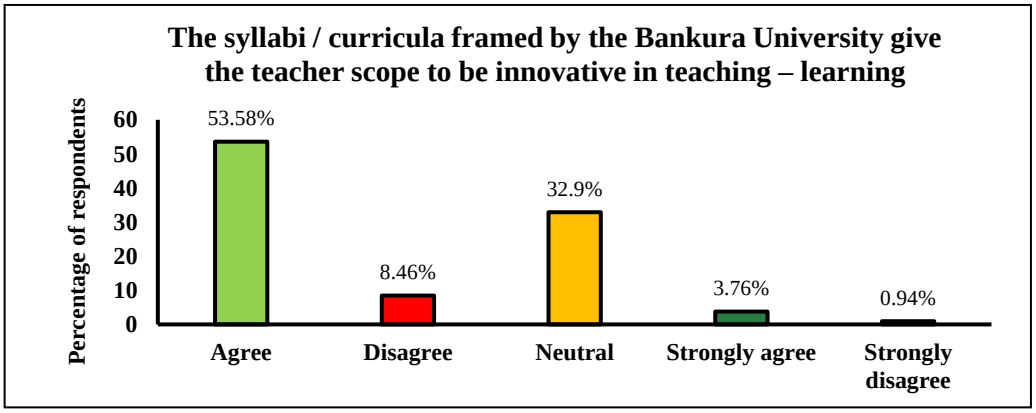
The syllabi / curricula framed by the Bankura University give the teacher scope to be innovative in teaching – learning
Percentage of respondents
60
50
40
30
20
10
0
53.58%
8.46%
32.9%
3.76%
0.94%
Agree
Disagree
Neutral
Strongly agree
Strongly disagree

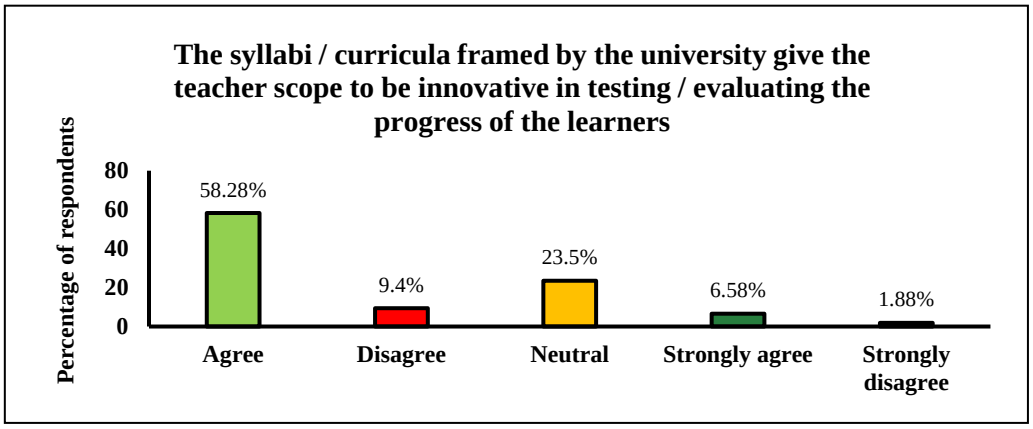
The syllabi / curricula framed by the university give the teacher scope to be innovative in testing / evaluating the progress of the learners
Percentage of respondents
80
60
40
20
0
58.28%
9.4%
23.5%
6.58%
1.88%
Agree
Disagree
Neutral
Strongly agree
Strongly disagree

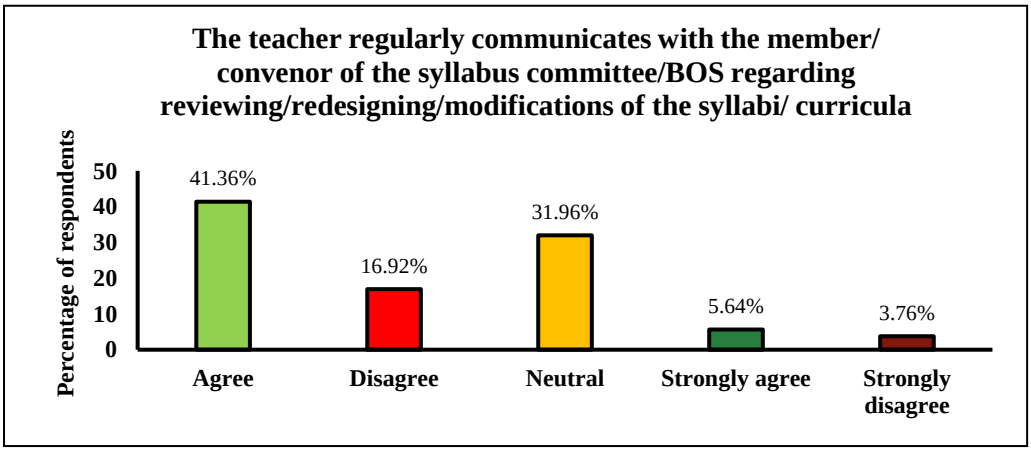
The teacher regularly communicates with the member/ convenor of the syllabus committee/BOS regarding reviewing/redesigning/modifications of the syllabi/ curricula
Percentage of respondents
50
40
30
20
10
0
41.36%
16.92%
31.96%
5.64%
3.76%
Agree
Disagree
Neutral
Strongly agree
Strongly disagree

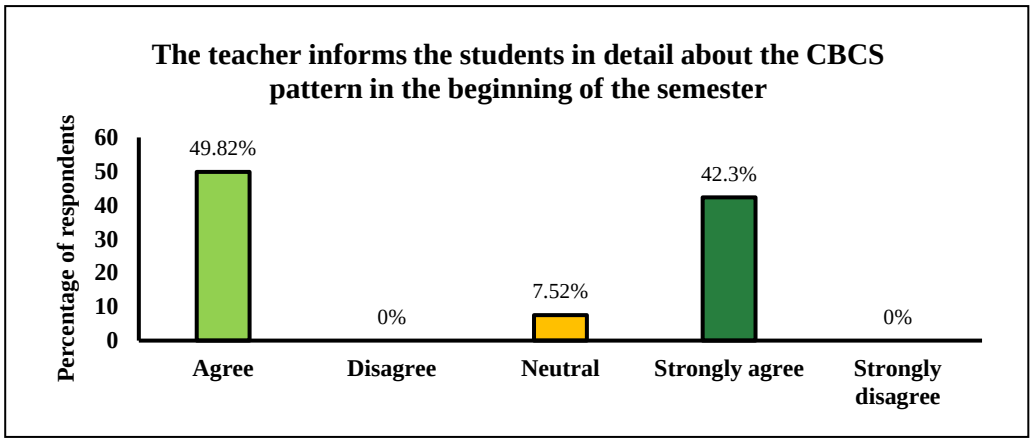
The teacher informs the students in detail about the CBCS pattern in the beginning of the semester
Percentage of respondents
60
50
40
30
20
10
0
49.82%
0%
7.52%
42.3%
0%
Agree
Disagree
Neutral
Strongly agree
Strongly disagree

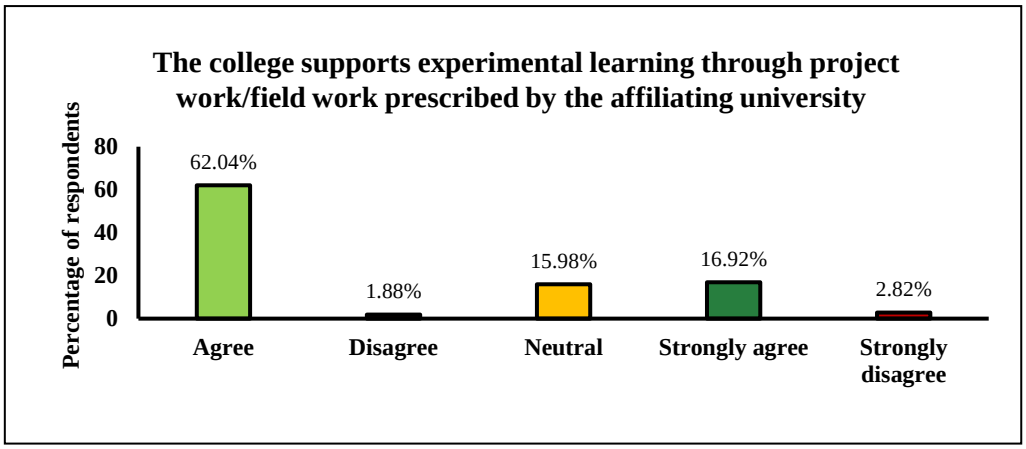
The college supports experimental learning through project work/field work prescribed by the affiliating university
Percentage of respondents
80
60
40
20
0
62.04%
1.88%
15.98%
16.92%
2.82%
Agree
Disagree
Neutral
Strongly agree
Strongly disagree

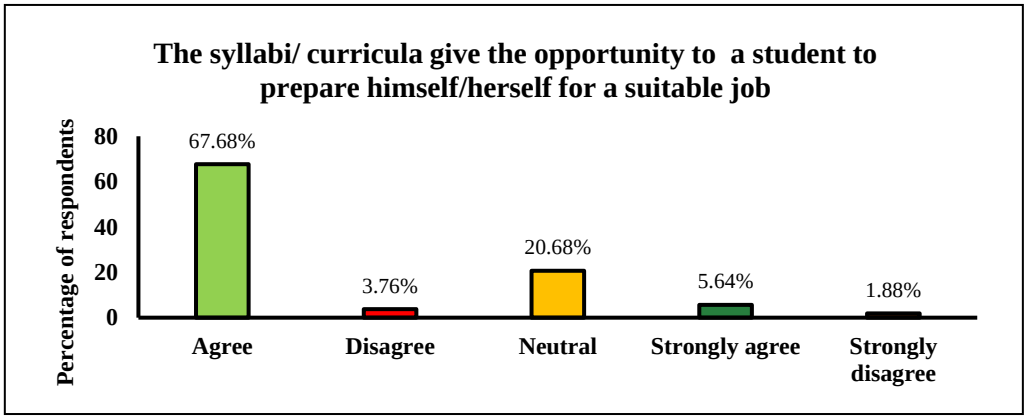
The syllabi/ curricula give the opportunity to a student to prepare himself/herself for a suitable job
Percentage of respondents
80
60
40
20
0
67.68%
3.76%
20.68%
5.64%
1.88%
Agree
Disagree
Neutral
Strongly agree
Strongly disagree

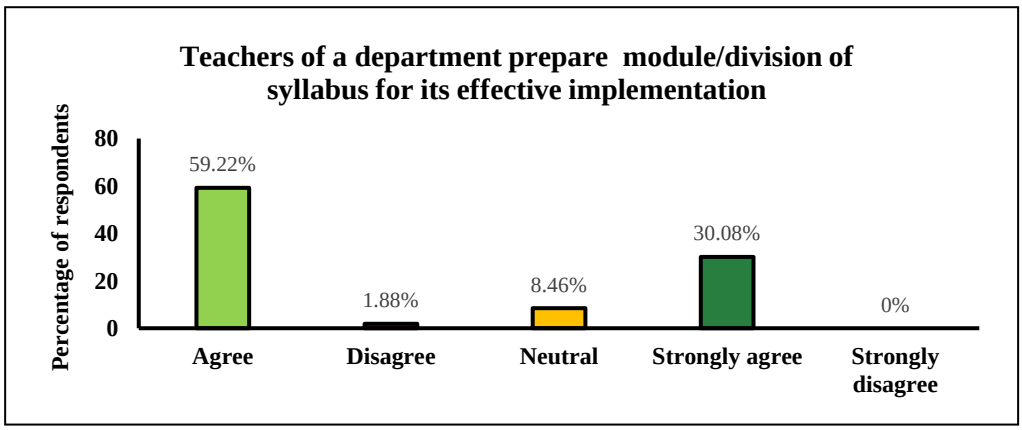
Teachers of a department prepare module/division of syllabus for its effective implementation
Percentage of respondents
80
60
40
20
0
59.22%
1.88%
8.46%
30.08%
0%
Agree
Disagree
Neutral
Strongly agree
Strongly disagree